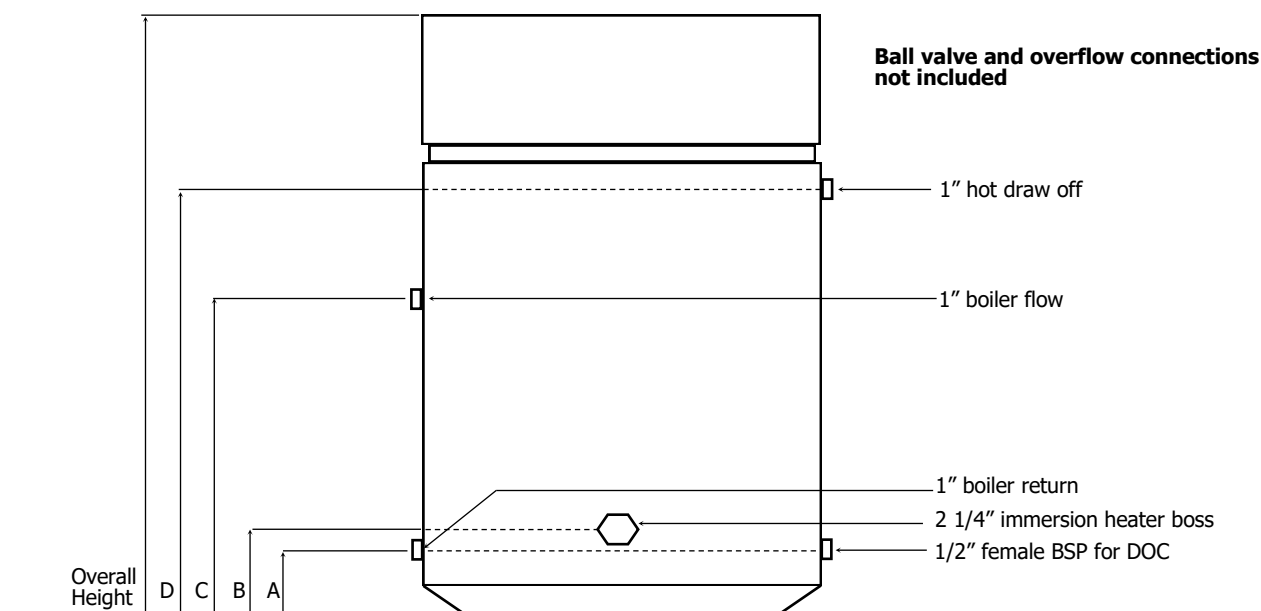


Technical Data Sheet



Combination Indirect



All dimensions are based on the cylinder shell only, insulation is not included

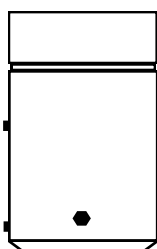
Hot Capacity (L)	90	120	120	144	210
Cold Capacity (L)	20	20	40	40	45
Height (mm)	900	1050	1200	1400	1850
Diameter (mm)	450	450	450	450	450
A (mm)	100	100	100	100	100
B (mm)	150	150	150	150	150
C (mm)	400	400	400	470	470
D (mm)	500	650	700	900	1300

Common Tapping Options

LEFT HAND

Standard Configuration.
Coil 90° left of the immersion.

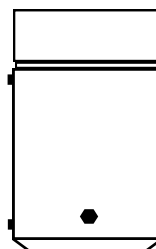
- 1 x Hot Draw Off
- 1 x Coil Flow
- 1 x Coil Return
- 1 x Immersion boss



RIGHT HAND

By request only.
Coil 90° right of the immersion.

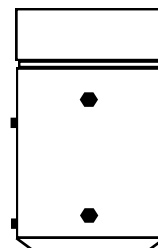
- 1 x Hot Draw Off
- 1 x Coil Flow
- 1 x Coil Return
- 1 x Immersion boss



EXTRA IMMERSION

Example on Left Hand config.
By request only.

- 1 x Hot Draw Off / Vent
- 1 x Cold
- 1 x Coil Flow
- 1 x Coil Return
- 2 x Side entry immersion boss



T: 01952 257961
F: 01952 253452

E: sales@telford-group.com
W: www.telford-group.com

Technical Data Sheet

Combination Indirect

Material Type (<i>Cylinder body</i>)	Copper C106
Material Type (<i>Cylinder fittings</i>)	Copper C106
Material Type (<i>Cylinder coils</i>)	Copper C106
Foam insulation type	Polyurethane
Max working head	n/a

Information on warranty.

The Copper Vented cylinder carries a 10 year guarantee against faulty manufacture or materials, provided that:

- The product is used solely for the storage of water from mains public supply.
- The product has not been modified or tampered with.
- The product has been installed and maintained in accordance with the installation instructions.

Exclusions to the guarantee.

- Any labour charges associated with replacement of the unit or any of its components.
- Any consequential losses caused by malfunction or failure of the unit.
- The effects of scale build up.
- Bore hole/well water installations.